

20x40

20x40




WATMB060  
○ 68 / m<sup>2</sup>  
mat | matt



WATMB061  
○ 68 / m<sup>2</sup>  
mat | matt




WATMB062  
○ 68 / m<sup>2</sup>  
mat | matt




WATMB063  
○ 68 / m<sup>2</sup>  
mat | matt




WATMB064  
○ 68 / m<sup>2</sup>  
mat | matt




WATMB065  
○ 68 / m<sup>2</sup>  
mat | matt



WITMB060  
○ 58 / ks  
mat | matt



WITMB061  
○ 58 / ks  
mat | matt



WITMB062  
○ 58 / ks  
mat | matt



WILMB063 (SET)  
○ 58 / set  
mat | matt | >%



WILMB064 (SET)  
○ 58 / set  
mat | matt | >%




WILMB065 (SET)  
○ 58 / set  
mat | matt | >%



WITMB047  
○ 58 / ks  
mat/lesk | matt/glossy

40x2


40x2



WLRMG060  
○ 50 / ks  
mat | matt



WLRMG061  
○ 50 / ks  
mat | matt  
šedá / grey / szara / серый / szürke



WLRMG062  
○ 50 / ks  
mat | matt  
béžová / beige / bežowa  
бежевый / bézs



WLRMG063  
○ 50 / ks  
mat | matt  
žlutá / yellow / zółta / желтый / sárga



WLRMG064  
○ 50 / ks  
mat | matt  
fialová / violet / fioletowa  
сибирский / lila



WLRMG065  
○ 50 / ks  
mat | matt  
oranžová / orange / pomarańczowa  
оранжевый / narancs

30x30



WDM05060 (SET)  
○ 72 / set  
mat | matt  
bílá / white / biata / белый / fehér

45x45


45x45



DAK44653  
Trend  
PEI 5 ○ 74 / m<sup>2</sup>  
mat | matt  
světle šedá / light grey / jasnoszara  
светло-серый / világosszürke



DAK44658  
Trend  
PEI 5 ○ 74 / m<sup>2</sup>  
mat | matt  
světle béžová / light beige  
jasnobežowa / светло-бежевый / világosbézs



DAK44652  
Trend  
PEI 5 ○ 74 / m<sup>2</sup>  
mat | matt  
slonová kost / ivory / kość sloniowa  
слоновая кость / elefántcsont



DAK44654  
Trend  
PEI 5 ○ 74 / m<sup>2</sup>  
mat | matt  
šedá / grey / szara / серый / szürke

výrobek / product



EN



výrobek / product	cm	mm	EN	ks/m <sup>2</sup>	m <sup>2</sup>	m <sup>3</sup>	kg	kg/m <sup>2</sup>	brutto kg		
obkládačka / wall tile	20x40	198x398x7	EN 14411:2012, annex K BIII GL	20	12,5	1,60	48	76,80	20,6	12,9	1 016
inzerťo / insert	20x40	198x398x7	EN 14411:2012, annex K BIII GL	4	12,5	0,32	-	-	4,1	12,9	-
reléfní ústela / relief listel	40x2	398x20x7	EN 14411:2012, annex K BIII GL	12	125	0,10	-	-	1,2	12,9	-
mozaika set 30x30 cm / mosaic sheet 30x30 cm	5x5	47x47x7	STO č. 030 - 049913	3	11	0,27	-	-	3,5	12,9	-
dlaždice / floor tile	45x45	445x445x10	EN 14411:2012, annex G BIIa GL	6	5	1,21	26	31,46	25,0	20,7	677